
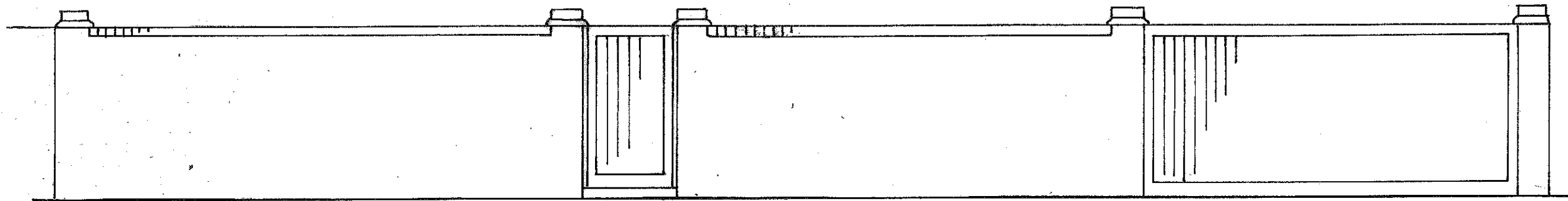



EXISTING WALL - ELEVATION 1:50 BRICK WALL & RAILINGS



PLAN 1:50



PROPOSED WALL - ELEVATION 1:50



PLAN 1:50

4m.

325

RED BRICK TO MATCH EXISTING. BRICK ON EDGE & ARTSTONE PIER CAPS. STAINED TIMBER GATES.  
WALL 1.8m. HIGH, PIERS 2m. MAX<sup>m</sup>.

PROPOSED EXTENSION TO 2 GROSVENOR DRIVE, S. SHIELDS  
FOR MR. TREWHITT DRG NO 1